



# project: **HOMES**

## **2023-2024 FISCAL YEAR PROGRAM DATA REPORT**

*Russel Alvarez - Data & Research Coordinator*

*Photo credit: Mick Anders Photography*

# Affordable Housing Overview

Critical Repairs	153
Moderate Repairs	25
Healthy Homes	26
Lead Hazard	13

**1,097**  
Projects completed  
by the Affordable  
Housing team during  
the '23-'24 fiscal year.

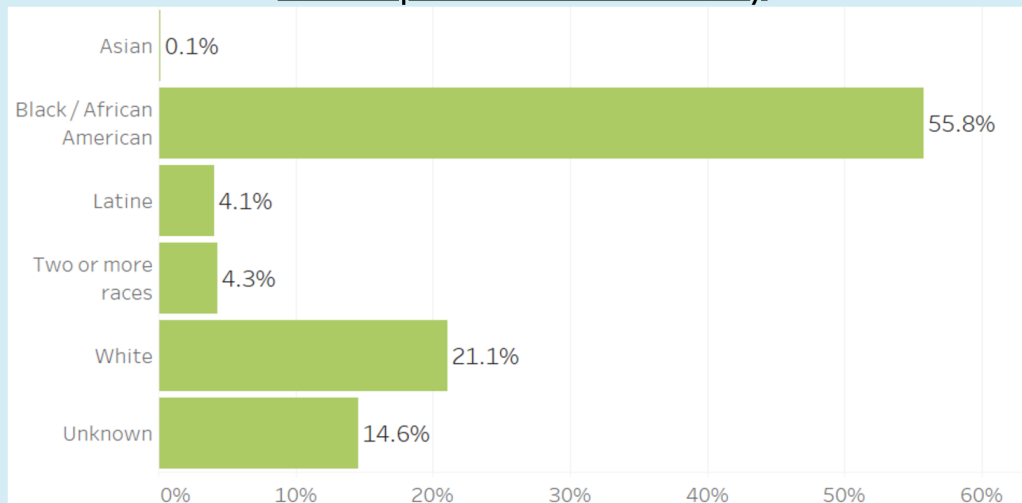
Volunteer Services	835
Home Construction	21
Mobile Home Repairs	20
Bermuda New Units	4

The Affordable Housing team served **807** households, reaching  
**~1,616** individuals

Median  
Homeowner Age  
**69**

Median Annual  
Income  
**\$24,000**

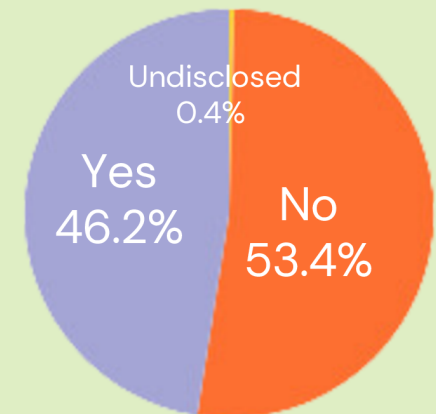
Self-Reported Race/Ethnicity



Additional Projects:

- **301** Senior apartments managed
- **47** Occupied in Bermuda Estates

Self-Reported Disability Status





# Housing Development – Single-Family Home Construction

Homes Sold  
**21**

~52 Individuals Served  
16 New Constructions  
3 Gut Renovations  
2 Duplexes



project:HOMES average home sale price: **\$225,000**

Richmond MSA average home sale price: **\$430,000\***

Regional average home sale price: **\$415,000\***

\*Prices based on Richmond Association of Realtors for month of July, 2024.



## Housing Innovation

Two duplexes were built for Urban Hope, one of which was a gut rehab.

Two of the new constructions were shipping container homes.



Shipping Container Homes

# Owner-Occupied Home Repair

## Moderate Home Repairs

**25**

### Average Cost

**\$30K**

### Total Costs

**\$804K**

During the '23-'24 fiscal year, the owner-occupied home repair program completed a total of **237** projects, reaching **~438** individuals

## Healthy Homes Repairs

**26**

### Average Cost

**\$12K**

### Total Costs

**\$325K**

## Critical Home Repairs

**153**

### Average Cost

**\$8.3K**

### Total Costs

**\$1.2M**

Lead Jobs Completed

**13**

## Mobile Home Repairs

**20**

### Average Cost

**\$11K**

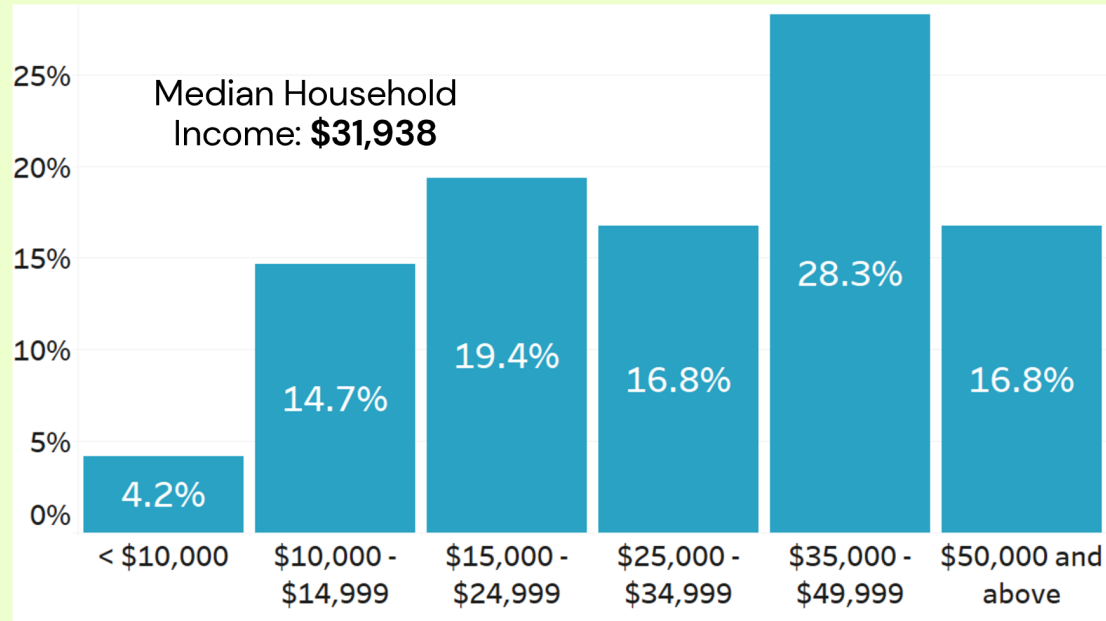
### Total Costs

**\$224K**

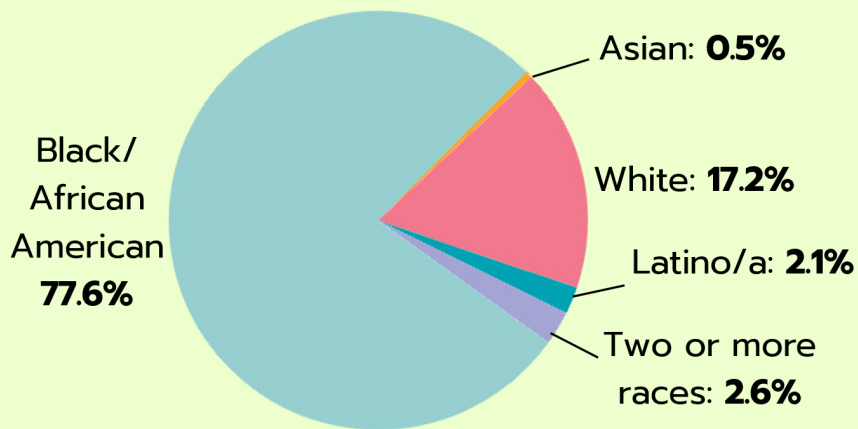


# Owner-Occupied Home Repair

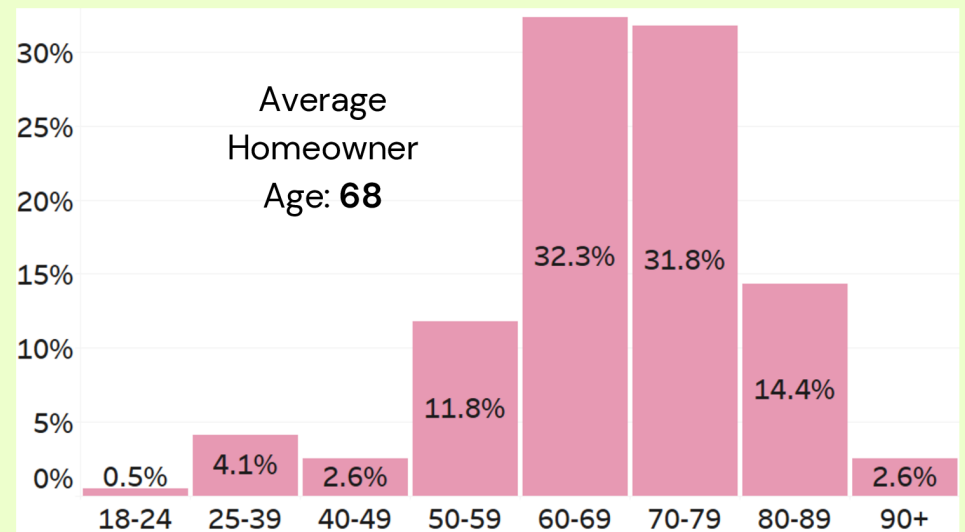
## Household Annual Income



## Race / Ethnicity



## Homeowner Age Breakdown



# Richmond Mobile Home Repair Program

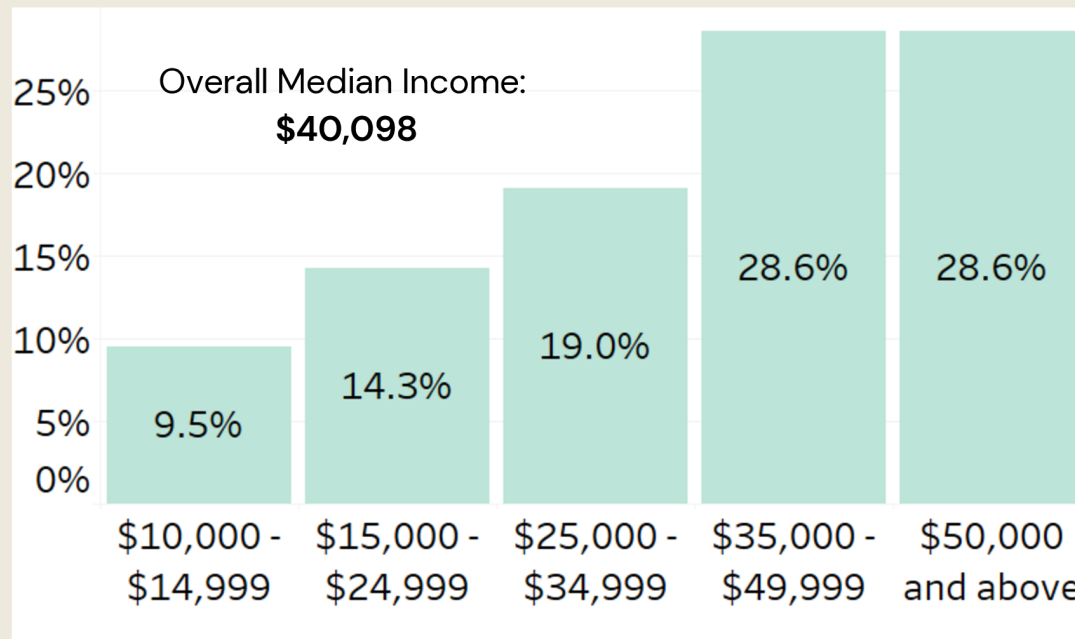
Mobile Home  
Repairs  
Completed

20

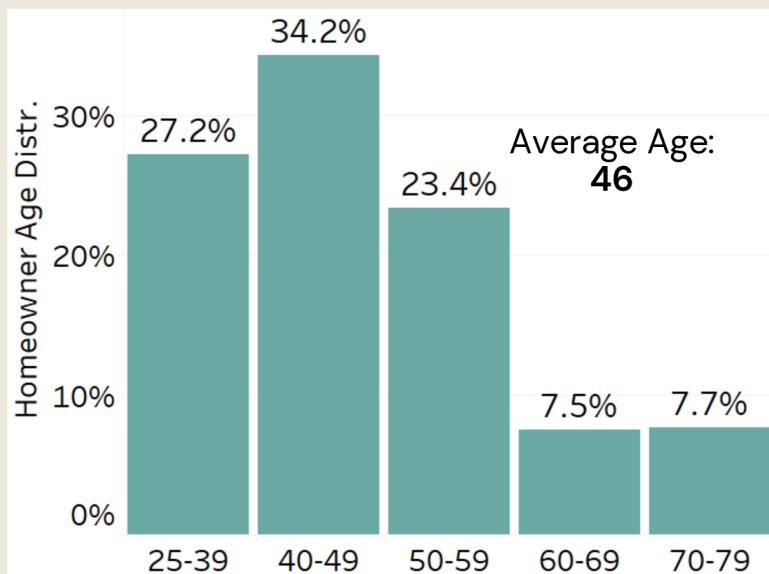
Individuals  
Impacted

84

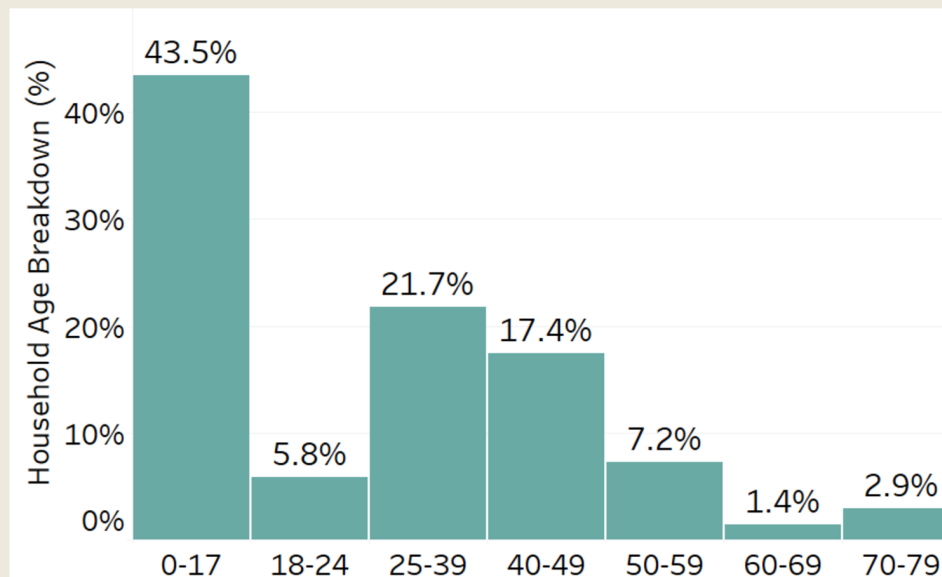
## Household Annual Income



## Homeowner Age Breakdown



## Entire Household Age Breakdown





# Volunteer Services – Job Data

During the '23-'24 fiscal year, the Volunteer Services team completed a total of **835** jobs, made up of:

- **177** wheelchair ramps builds, and installations
- **125** Temporary cooling and heating solutions
- **67\*** *Immediate Response* jobs
- **291** *Other* repairs

\*Two IR jobs consisted of *Ramp Installs*, included above

Total Job Cost

**\$446,496.37**

Average Job Cost

**\$554.67**

Avg. *IR* Cost

**\$1,542.39**

Volunteer Hours

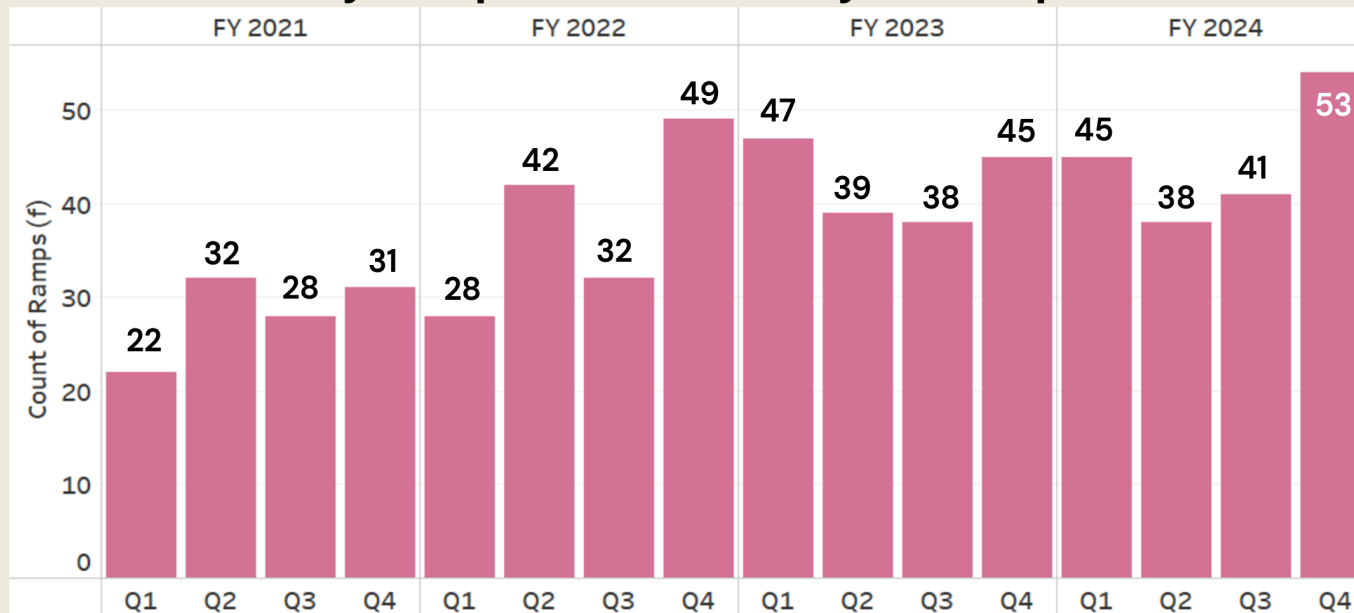
**12,515**

Volunteer Value

**\$375,450**



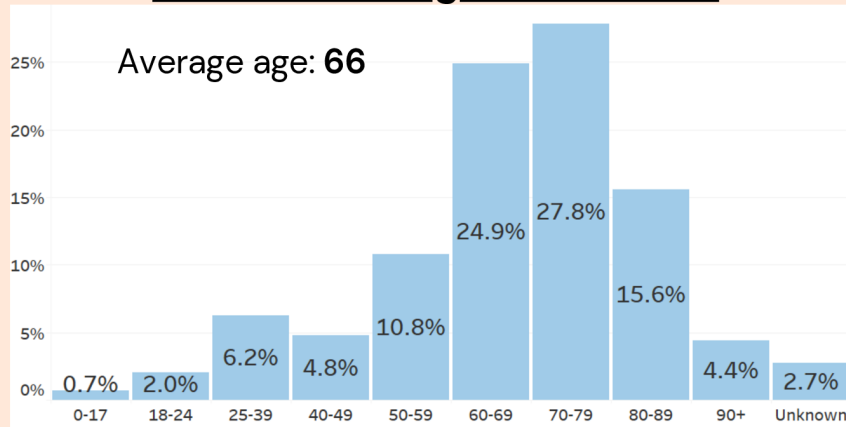
## Monthly Ramp Installations 4-year comparison



# Volunteer Services – Household Data

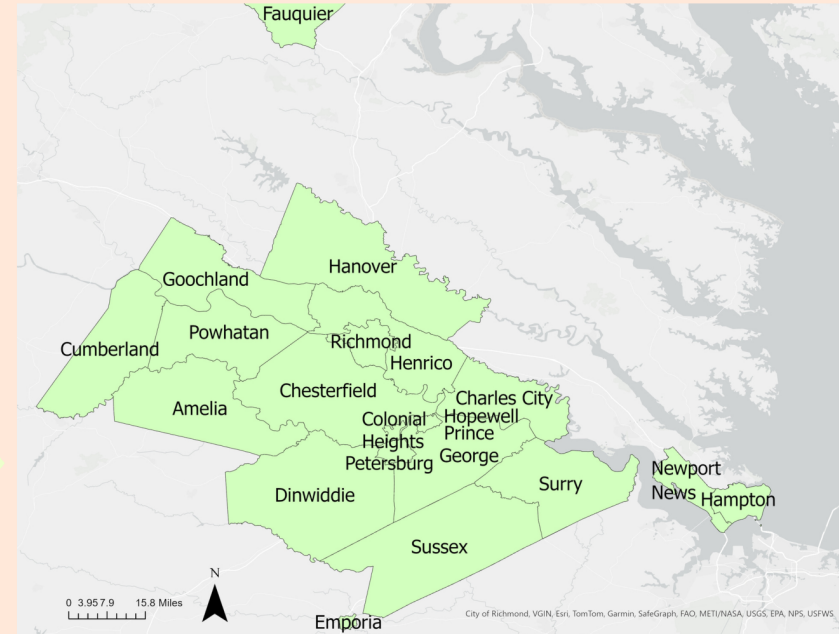
During the '23-'24 fiscal year, the Volunteer Services team was able to provide repairs to **545 households** and impacted **~1,116 individuals**; providing repairs to **20** different counties and cities.

## Homeowner Age Breakdown

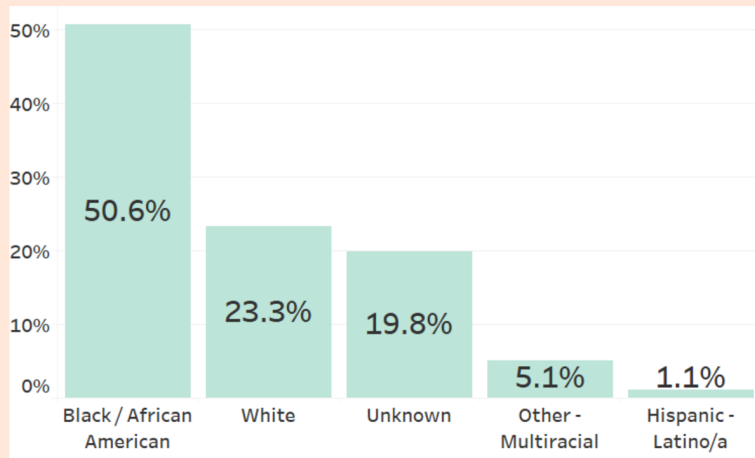


**38**  
Veterans  
received  
Accessibility  
Repairs

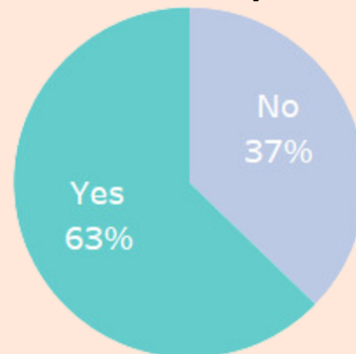
## Fiscal Year Service Reach



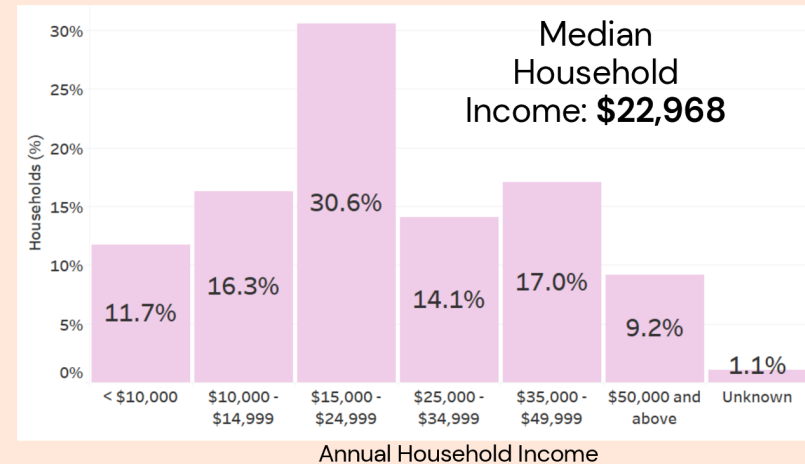
## Race/Ethnicity Breakdown



## Client Disability Status



## Household Income Breakdown

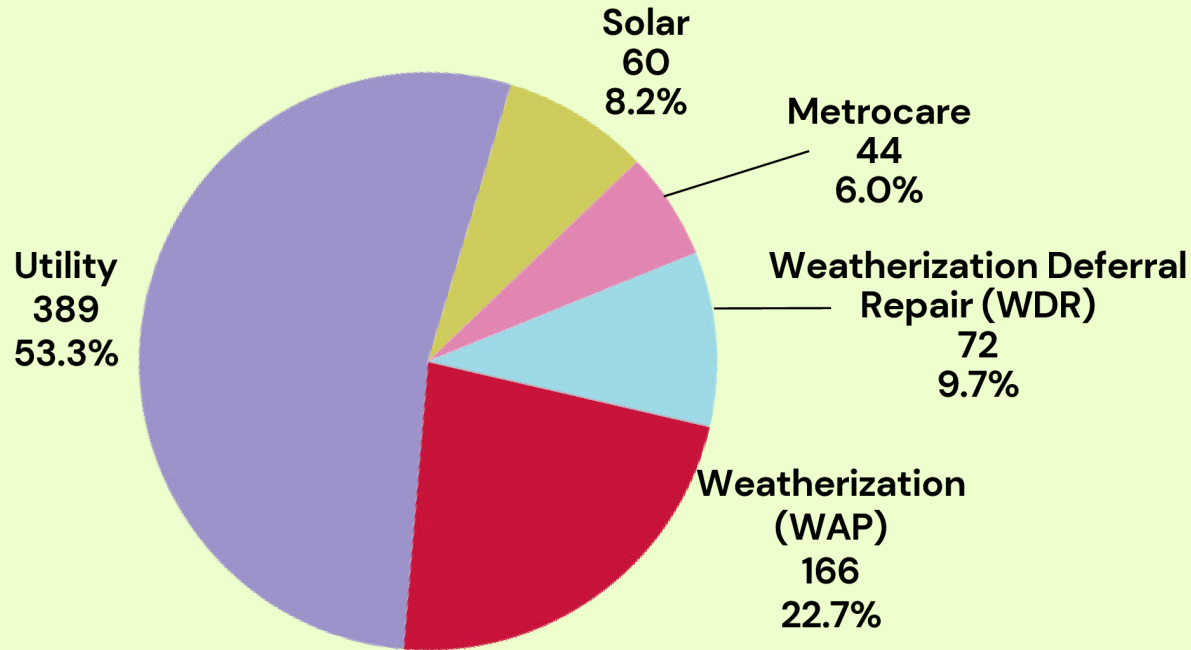




# Energy Conservation Overview



## Energy Conservation Projects



**3,864**

Households Served

## Multifamily Projects

Weatherization Assistance Program (WAP):  
**79 jobs completed.**

Utility Multifamily:  
**3,079 jobs completed**

**~10,945**

Individuals Reached

Dominion Solar	60 Households
Metrocare	19 Households
SF- Utility	389 Households
MF- Utility	3,079 Households
SF- WAP	166 Households
MF- WAP	79 Households
WDR	72 Households

Dominion Solar	150 Individuals
Metrocare	47 Individuals
SF- Utility	972 Individuals
MF- Utility	9,237 Individuals
SF- WAP	278 Individuals
MF- WAP	81 Individuals
WDR	180 Individuals

# Weatherization Deferral Repair Program (WDR)

Thanks to the efforts of the WDR team, **72** single-family homes were made *Weatherization-Ready*.

Total WDR Job Costs:  
**\$1,314,979**  
Average Job Cost:  
**\$18,264**



## Utility Programs

During the '23-'24 FY, the Utilities team :

Served **398** single family homes

Reaching **~972** individuals

With a total cost of: **\$3,019,826**

---

Reached **29** multifamily complexes, totaling  
**3,079** units, and serving **~9,237** individuals

With a total cost of: **\$3,317,195**

---

### Dominion Solar Program

During the '23-'24 fiscal year, our team completed:



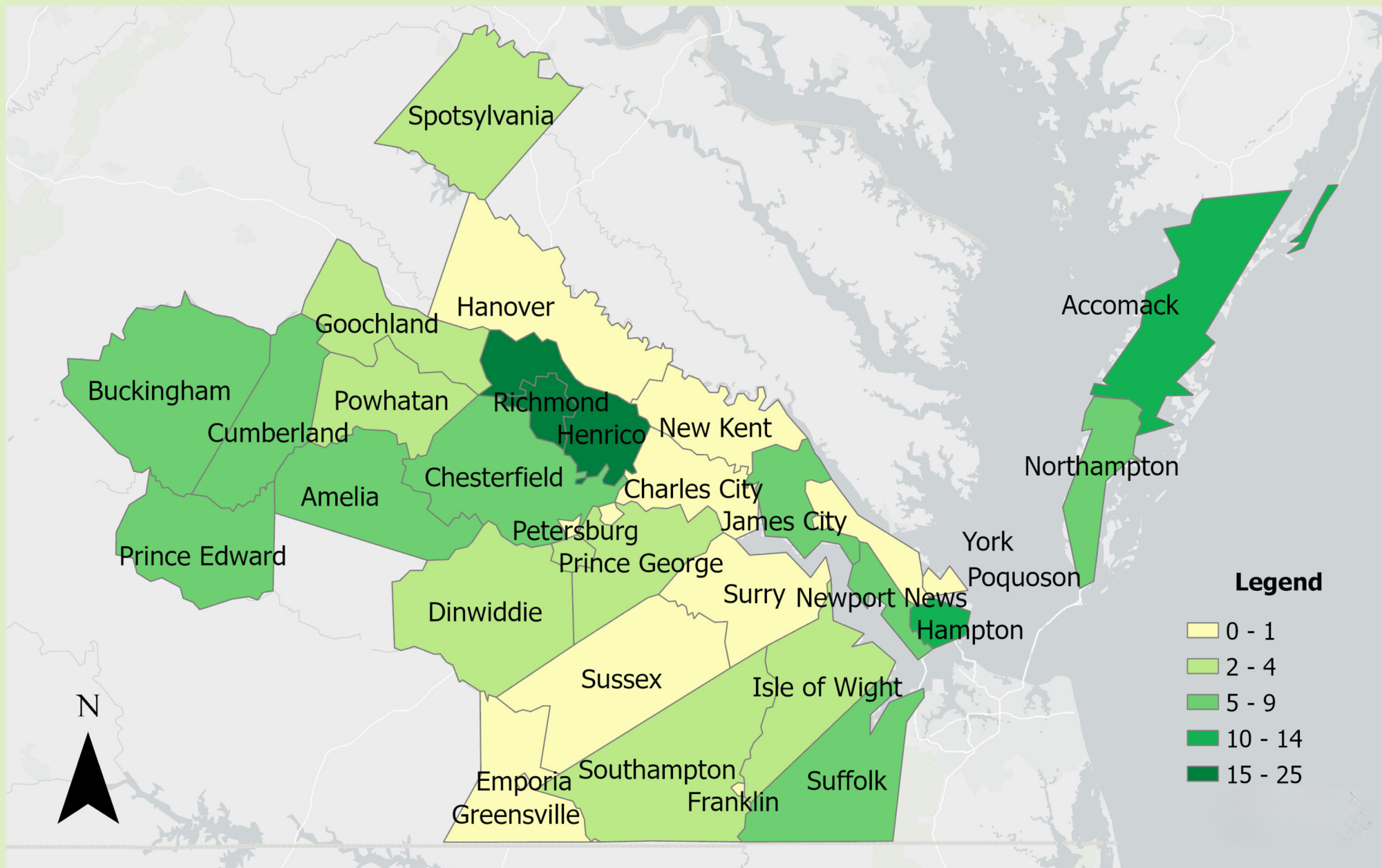
solar panel installations, with a  
total cost of:

**\$981,800**

---



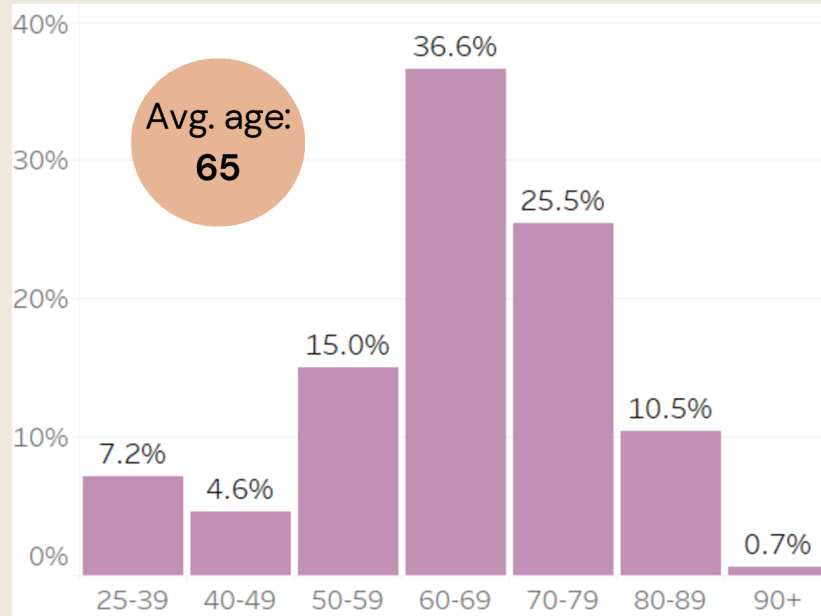
# Weatherization Assistance Program (WAP)



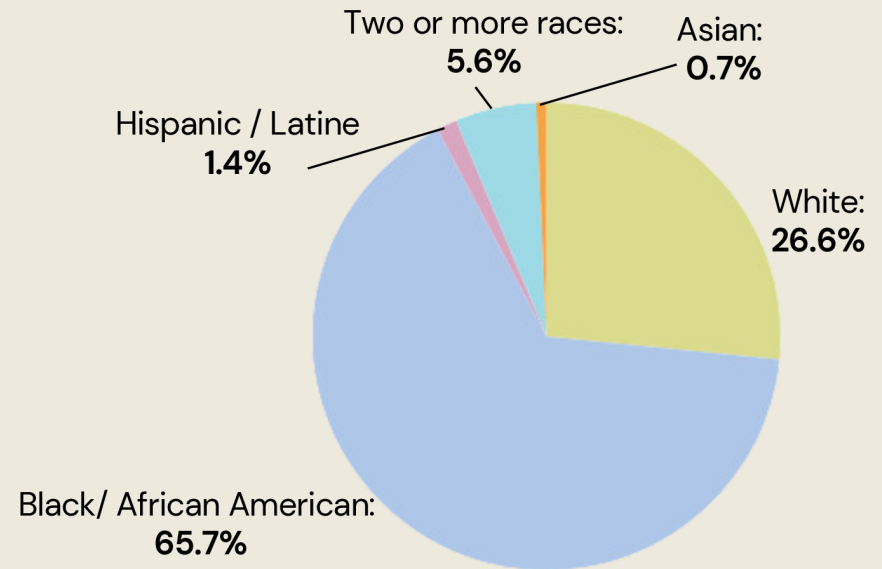
Fiscal year 2023-2024 WAP service area and reach

# Weatherization Assistance Program Client Data

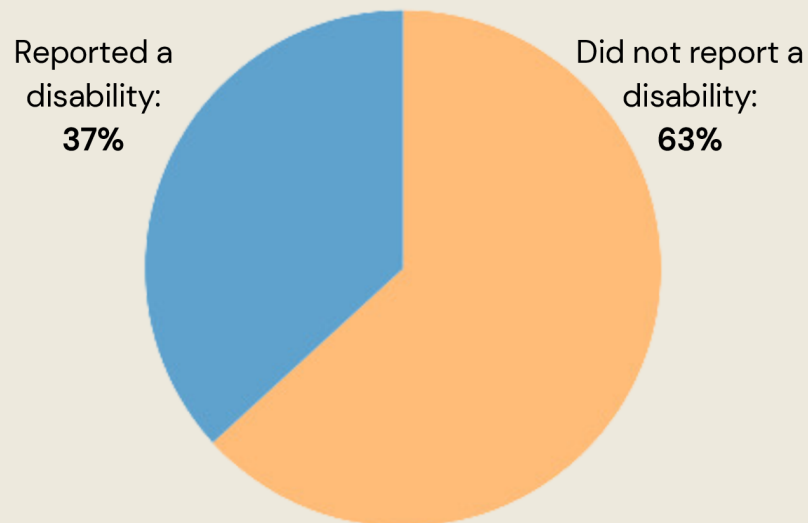
Homeowner Age Distribution (%)



Homeowner Race/Ethnicity Breakdown



Self- Reported Homeowner Disability



Household Annual Income Distribution (%)

